

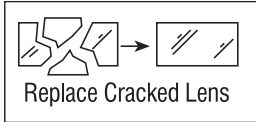
Pacto

78485, 78486


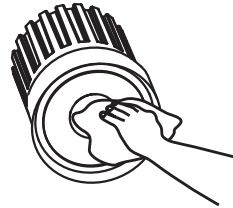
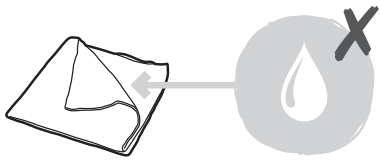


Care and Safety

- We recommend cleaning with a soft dry cloth. Do not use solvents or abrasive cleaners as these could damage the finish.
- For your safety, always switch off the power supply before cleaning.



The LED module is protected by a lens. This part must be replaced immediately when the lens become cracked or damaged. This fitting must not be used without the lens in place.



Thank you for purchasing this light fitting. Please read the instructions carefully before use to ensure safe and satisfactory operation of this product. Please retain these instructions for future reference.

Warning

Please read these instructions carefully before commencing any work.

This unit must be fitted by a competent and qualified electrician.

Install in accordance with IEE Wiring regulations and current Building Regulations.

Check the pack and make sure you have all of the parts listed.

To prevent electrocution switch off at mains supply before installing or maintaining this fitting.

Ensure other persons cannot restore the electrical supply without your knowledge.





If replacing an existing fitting, make a careful note of the connections.

This product is suitable for indoor use only and not for areas constantly subject to moisture such as bathroom.

The external flexible cable or cord of this luminaire cannot be replaced; if the cord is damaged, the luminaire must be destroyed.

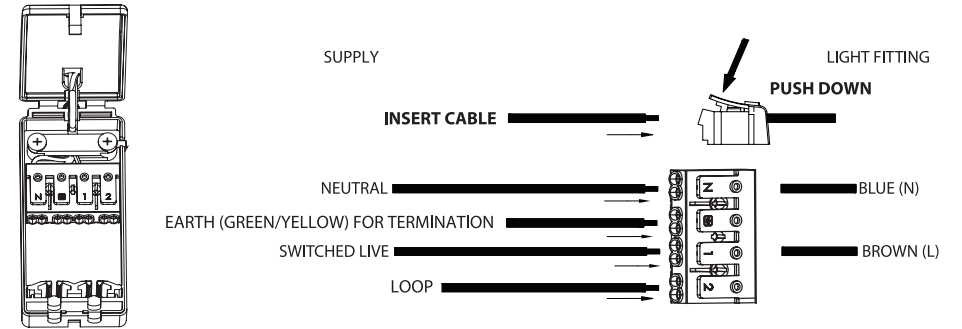
The mains supply cable must have a minimum cross sectional area of 1.0mm²

Technical data

Supply Voltage:	240V~, 50 Hz
Bulb Type:	LED (10W) 2835 SMD module 3000K - 78485 4000K - 78486
	The light source of this luminaire is not replaceable; when the light source reaches its end of life the whole luminaire shall be replaced.
	Conformity with all relevant EC Directive requirements.
	Waste electrical products should not be disposed of with household waste. Please recycle where facilities exist. Check with your Local Authority or local store for recycling advice.
	Minimum distance from lighted objects (0.5 metres)
	The power supply is Double Insulated and does not require connection to an Earth circuit.
IP20	

Wiring

- Unclip the cover from the quick fit connection case. Having correctly identified the wiring from your existing light fitting, pull the mains wire through the hole and connect to the connection block inside the quick fit connection case in the following way. No tools are necessary.



Check that...

- You have correctly identified the wires.
- The connections are tight.
- No loose strands have been left out of the connection block.
- The cover on the connection box has been replaced.

- Compatible with our Cast, Tetra, Speculo, Garrix and Trimless ranges

